

# OPTICAL MODULATORS



At New Focus™, you'll find a wide variety of high performance, reliable, easy-to-use [Electro-Optic Modulators](#). Here are some of the primary reasons why scientists and engineers rely on us for optical modulators...

## Exceptional performance and quality.

Exceptional performance and quality. We've worked hard to design modulators with low drive voltages, low insertion loss and high maximum optical-power handling. To maintain low insertion loss, our standard modulators have broadband anti-reflection coatings. To increase the optical-power handling capability, our modulators are available in KTP or magnesium-oxide-doped LiNbO<sub>3</sub>. Our modulators are designed, built, and tested for exceptional reliability and quality.

## Easy to use. Our modulators are truly user-friendly.

The mechanical apertures coincide with the optical axis. When the beam is unobstructed, it propagates through a region of the crystal where the electric field is very uniform, giving you minimal wavefront distortion and low residual amplitude modulation. And with our four-axis stages, RF drivers and optical accessories, aligning and using our modulators is even easier.

## Broad selection.

We offer a wide variety of modulators from DC to 10 GHz, phase and amplitude, resonant and broadband, visible to IR wavelengths, new high-damage-threshold, and high-efficiency versions. New Focus is the place to find the right optical modulator for your application needs.

## Electro-Optic Modulator Drivers







[Broadband-Modulator Drivers](#)



[Resonant-Modulator Drivers](#)

# Selecting an Electro-Optic Modulator

In selecting the appropriate modulator for your application, keep in mind whether you need phase or amplitude modulation, broadband or resonant operation, as well as your operating frequency and wavelength. We've also introduced new phase modulators based on KTP crystals for high-damage-thresholds, and new modulators based on a patent-pending design for high-efficiency. Click [Electro-Optic Modulators](#) to shop or browse all of our standard models, or select a modulator series below for more information.

Modulator Series	Wavelength Range nm	Operating Frequency	Material
 <a href="#">Amplitude Modulators</a>	500-900 and 1000-1600	DC-200 MHz	LiNbO <sub>3</sub> and MgO:LiNbO <sub>3</sub>
 <a href="#">Standard Phase Modulators</a>	500-900 and 1000-1600	0.01-250, DC-100, 250-2000, and 2000-4600 MHz	MgO:LiNbO <sub>3</sub>
 <a href="#">High Damage Threshold Phase Modulators</a>	500-900 and 1000-1600	0.01-250 MHz	KTP
 <a href="#">High Efficiency Phase Modulators</a>	500-900 and 1000-1600	500-2000 MHz	KTP and LiNbO <sub>3</sub>